


# TECHNICAL RIDER

## Salle Jacques LECOQ

*Updated on October 1, 2022*



### TECHNICAL CONTACTS :

**Arnaud Bécam**, Technical Director - [technique@trr.fr](mailto:technique@trr.fr)

**Florence Bourguignon**, Stage Manager and Master electrician salle Lecoq - [regie.gen.lecoq@trr.fr](mailto:regie.gen.lecoq@trr.fr)

**Raphaël Terrade**, Assistant stage manager salle Lecoq - [regie.plateau@trr.fr](mailto:regie.plateau@trr.fr)

## CONTENTS

Contents .P 2

Preamble .P 3

Contacts .P 3

The team .P 4

Location and access to the Theatre .P 5

Technical schedules .P 6

Work organisation .P 7

Safety standards .P 7

Prevention Plan .P 9

General operation .P 10

General presentation of the hall .P 11

Dimensions of the hall .

Dimensions of the stage .P 11

Equipment of the Fly loft .P 11

Safety equipment of the stage cage .P 13

Hookup Sheet .P 14

Stage MaterialsTape (curtains) .P 16

Lighting Equipment .P 18

Sound Equipment .P 19

Video Equipment .P 21

Dressing rooms .P 23

Laundry .P 23

Access to the stage .P 24

Company reception .P 27

Directory of useful telephone numbers .P 28

## PREAMBLE

For further information, please contact Arnaud Bécam, Technical Director of the Théâtre de Villejuif, at +33 (0)1 49 58 17 02.

It is possible to send you the plan and the section (DWG), the stage plan (PDF) as well as the longitudinal section 1/50th.

All the plans of the Theatre are also available in DWG and PDF formats on the Theatre's website:  
<http://www.trr.fr>

## CONTACTS

Standard telephone number: +33 (0)1 49 58 17 00

Website : [www.trr.fr](http://www.trr.fr)

Ticketing hours

- TUESDAY 2:30 pm - 8 pm
- WEDNESDAY 10am - 12:30pm / 2:30pm - 6pm
- THURSDAY - FRIDAY 2:30 pm - 5 pm

ON SHOW DAYS:

Lecoq Stage : 1 hour before the show

Eglantine Stage : 45mn before the show

## THE TEAM

### Management

Director **Alexandre Krief** +33 (0)1 70 13 96 55  
alkrief@trr.fr

### Administrative Department

Production manager **Julie Gortani** +33 (0)1 49 58 17 07  
production@trr.fr

Administrator **Marie-Aimée Larue** +33 (0)1 49 58 17 03  
ma.larue@trr.fr

Chief Accountant **Élisabeth San Juan** +33 (0)1 49 58 17 04  
chef.comptable@trr.fr

### Public Sector

Secretary General – Communication manager  
**Marie Barilla** +33 (0)1 49 58 17 15  
secretariat.general@trr.fr

Reception and ticketing manager  
**Camille Marquer** +33 (0)1 49 58 17 00  
responsable.billetterie@trr.fr

Reception and ticketing manager – Communication assistant  
**Marie Jacq** +33 (0)1 49 58 17 00  
billetterie@trr.fr

### Public relations manager

In charge of school and university audiences  
**Julie Montpellier** +33 (0)1 49 58 17 13  
j.montpellier@trr.fr

In charge of productions touring  
Public relations officer for the associative sector  
**Alexandrine Peyrat** +33 (0)1 49 58 17 12  
a.peyrat@trr.fr

In charge of young audiences and social structures  
**Ninon Skaf** +33 (0)1 49 58 17 11  
n.skaf@trr.fr

### Technical department

Projectionist **Éric Augier** +33 (0)1 49 58 17 18  
cinema@trr.fr

Technical director **Arnaud Bécam** +33 (0)1 49 58 17 02  
technique@trr.fr

Stage Manager and Master Electrician Lecoq  
**Florence Bourguignon** +33 (0)1 70 13 96 59  
regie.gen.lecoq@trr.fr

Assistant Stage Manager Lecoq stage  
**Raphaël Terrade** +33 (0)1 49 58 17 16  
regie.plateau@trr.fr

Stage Manager Eglantine  
**Fabrice Bihet** +33 (0)1 49 58 17 08  
reg.principal@trr.fr

## LOCATION AND ACCESS TO THE THEATRE

### Location of the Romain Rolland Theater

<https://www.google.fr/maps/place/Th%C3%A9%C3%A2tre+Romain+Rolland/@48.7934445,2.3608001,483m/data=!3m2!1e3!4b1!4m5!3m4!1s0x47e673e047c02243:0x839401e0f7ef0d9!8m2!3d48.793534!4d2.3630659!5m1!1e1?hl=fr>



### Access to the Theater

#### **BY CAR**

From Paris, take the Porte d'Italie and then follow the N7 towards Villejuif. Follow the signs for Villejuif Centre-ville. The Theatre is next to the city hall, above the covered market in the center of town.

#### **TO PARK**

The TRR does not have a parking lot, but there are often spaces in the adjacent streets. You can also use the public parking which is located 42 rue René Hamon, and is open every night of the show.

#### **BY METRO (30 mn from Châtelet)**

Line 7 - Direction Villejuif  
Villejuif - Paul Vaillant Couturier station  
then 7 minutes on foot: follow the pedestrian signs to the theatre (pass in front of the Paul Brousse Hospital) then turn left on the 1st street: rue Eugène Varlin.

#### **BY BUS**

162 Paul Brousse Hospital Group  
185 Guynemer - place des fusillés  
V7 Villejuif City Hall

## TECHNICAL HOURS

### Working hours

In order to respect the Labour Code, the Collective Agreement of Entertainment commonly called SYNDEAC, it is impossible for us to make an employee work more than 12 hours per day, more than 48 hours per week and more than 6 consecutive days. There must be 11 hours of rest between two days. This daily rest period may be reduced to 9 hours.

Exceptions may be made from time to time, subject to :

- A meeting between the technical managers of both parties, 2 months before the show takes place,
- the agreement of the staff representative,
- validation by the labour inspector.

The usual working hours of the technical crew (set-up and rehearsals) of the Théâtre de Villejuif are as an indication :

Maximum 3 services per day within the legal limits.

1st minimum call morning 09:00 am -12:30 pm

2<sup>nd</sup> minimum call afternoon 2:00 pm -6:00 pm

3rd minimum call evening 7:30 pm-11:00 pm

The 12:30 pm-2:00 pm and 6:00 pm-7:30 p.m. inter-calls are only possible for the sound-video department.

The control rooms and all the equipment can only be used in the presence of the theater's stage managers.

These hours are theoretical and can be adjusted according to the needs of each show.

For technicians, lunch and dinner breaks of at least one hour must be kept.

The technical crew will be present 30 minutes before the performance.

The reception staff must have the room at their disposal 30 minutes before the beginning of the performance.

The permanent technical staff is very regularly supplemented by temporary staff.

For the same function, these temporary staff have the same level of responsibility as the permanent staff.

They can participate in the technical preparation work necessary for hosting, creations and artist residencies.

It is not always possible for us to provide the same personnel for set-up, rehearsals, operation and dismantling of your show, so a rotation of personnel could be set up in order to be able to meet the technical demands of the shows.

## THE ORGANISATION OF THE WORK

### **Respecting the rules**

- The Labour Code,
- the National Collective Agreement of Artistic and Cultural Companies,
- the rules concerning Health and Safety,

The production undertakes to provide layout plans, a technical rider and an intervention schedule which will be validated by mutual agreement between the technical management of the hosted show and that of the Theatre

(Code du Travail Livre 1er titre II Articles L4121-1 à L4121-5).

### **Attention**

It is strictly forbidden to smoke inside the Theatre (Decree N° 2006-1386 of 15/11/06).

## SAFETY STANDARDS APPLICABLE TO OUR ESTABLISHMENT

### CLASSIFICATION :

Establishment classified type L, 2nd category. No iron curtain. Integrated stage-hall space.

- The Safety Regulations (essentially Order of June 25, 1980 and Order of December 12, 1984 - Special provisions for Type L) and the special safety rules set out below.
- the General Provisions for Establishments Receiving the Public,
- the particular provisions relating to the establishments of the 1st group.

TYPE OF STAGE : Integrated stage and public seating space. No iron curtain.

### CLASSIFICATION OF SETS : M 3

The producer undertakes to provide the classification reports for all the set elements necessary for the production of the show (Art. L60 fire safety regulations).

### CLASSIFICATION OF CURTAINS AND DRAPES: M1

Sending the classification report of all the elements of scenery is mandatory 1 month before the performance.

### SOUND :

105 dB(A) average maximum, and 120dB(A) maximum peak (Decree of December 15, 1998).

### EMERGENCY LIGHTING:

Under no circumstances may the emergency lighting be obstructed.

IMPORTANT DOCUMENTS TO BE COMMUNICATED TO US (1 month before the performance).

Structures, stands, bleachers

Verbal report of the classification of the floors (M3) to be provided.

The whole device must comply with the laws, regulations and standards in force in our country.

- Fireworks, Flames, Smoke (Subject to the opinion of the commission).

The producer undertakes to inform the organizer of the use of live flames or fireworks so that he can take the necessary measures. (Art. L59 fire safety regulations).

The use of lasers, fog or smoke generators is only authorised if the equipment complies with the following technical information notes

- TIN n° 236 (lasers).

- TIN No. 244 (fog effect).

- TIN n° 251 (smoke generators).

- description of the installation, nature and quantity of the loads, brand and operating mode (This must be established jointly).

The whole device as well as the products used must comply with the laws, regulations and standards in force in our country.

Document of evaluation of the risks specific to the show (see plan of prevention next page).

Gas :

Prohibited.

Aerial performance and disappearing acts

- precise technical description of the installation, plan of the installation.

- Operating mode during the manipulations adapted to our place (This one must be established jointly).

All lifting devices as well as ropes, slings, connectors, harnesses etc.... must comply with the laws, regulations and standards in force in our country.



**PREVENTION PLAN**

Co-activity: in the context of hosting a show, an outside company, building work and provision of services, employers, producers and organizers must jointly draw up a prevention plan defining the prevention measures concerning the risks resulting from interference between the activities.

The risks specific to certain shows (aerial work, weights, pyrotechnics, hangings, etc.) will be the subject of a **specific risk assessment document** associated with the drafting of instructions and compensatory prevention measures dedicated to all the workers concerned (technicians, actors, directors, etc.).

**This document must be filled in by the producer at least 3 months before the performance.**

It will then allow the organizer to write the prevention plan related to this co-activity. It must be signed by all parties, and read to the team before the set-up, in order to make all participants aware of the specific risks and appropriate prevention measures.

**SPECIFIC AND TEMPORARY RISK ASSESSMENT DOCUMENT (TO BE FILLED IN BY THE PRODUCER**

Description of the task	Risks	Specific and temporary prevention measures / instructions

I, the undersigned..... acting in the capacity of.....

Certify that all the elements constituting a specific risk for the hosting of this show have been communicated to the organizer.

On .....

Signature .....

## GENERAL OPERATION

We remind you that :

- the wearing of personal protective equipment (gloves and shoes) is mandatory and that it is the responsibility of the production to provide them.
- that our internal regulations also apply to you.
- the prevention plan must be signed before the assembly.

The employer certifies :

- that he has checked the competence and qualifications of his staff (compulsory training, authorizations, etc.).
- that all the documents provided are originals.

We have a lifting platform, it is mandatory to have a driving authorization CACES 1 A to use the platform.

No access to the catwalks and grid is permitted to personnel other than authorised theater personnel.

### Scenic Facilities

The scenic installations and all equipment related to the show (tracking projector, video, control room, projectors, cinema...) must not reduce the number and width of the clearances available to the public, or hinder the circulation.

The scenic installations and all equipment related to the show must be made inaccessible to the public.

- The cables running in the public areas must not constitute a nuisance for the public (bridging by carpets solidly fixed to the ground, fixing in the angle of the steps...).

**Compliance with these provisions must be formalised by a written commitment on your part (attach a copy of the approval certificates), which we thank you for sending us as soon as possible.**

## GENERAL PRESENTATION OF THE HALL

### GAUGE

Configuration : 166 seats on 6 rows - 468 seats on 11 rows  
Capacity: 651 seats  
Including 14 PMR seats

The seats in the hall are not numbered.

### CONFIGURATION

Type : horizontal - cushioned & oiled parquet JUNCKERS  
Surface of the stage (playing area and backstage) : 192m<sup>2</sup>.  
Load of the stage floor - resistance : 700 Kg/ m<sup>2</sup>.

**Any direct fixation (staple, nail, screw) on the stage floor is forbidden.**

Derogation by double face on adhesive dance floor.

2 movable stairs in front of the stage (1 stage right/1 stage left).

**No slope.**

Height : 1m

Stage dimensions:

Opening to stage edge frame: 16m (useful width from wall to wall behind this frame: 21,50m)

Opening to concrete returns: 14.17 m

Opening to the stage cage frame: 13,00 m

Depth: 12,57m (edge of the stage - far end)

Height of the stage frame: 6,00 m

Wings :

Width in the right wing: 1.85m (at pipes controls) width in the left wing: 1.24m

Access from backstage to the stage in the right upstage and in the middle of the left stage

2 symmetrical accesses to the front of the stage - width 1.30m height 2.10m

All these accesses communicate in the backstage corridor which goes around the stage

Access to the dressing rooms via the left stage corridor

## STAGE EQUIPEMENT

### At the vault, in front of the stage cage frame

8 electrical flies with fixed speed : 0.1m/s diam 50 located under the vault (in front of the stage frame)

Ceiling height : 5,73m

Width : 12,00m

Maximum load 200Kg evenly distributed

4 electrical side pipes (2 in the right stage - 2 in the left stage)

Ceiling height : 5,19m

Width : 4,40m

Maximum load 200Kg uniformly distributed

**ATTENTION**

**Once the 8 motorized pipes from V1 to V8 are equipped and wired, it is no longer possible to operate them. It is the same for the German side gears**

The control panel of the electrical pipes is positioned in the right stage slide at mid-platform  
10 fixed side pipes spaced 1.00m apart (5 in the right stage - 5 in the left stage)  
Heights : 5,50m – 5,40m – 5,20m – 4,80m – 4,60m  
Width : 2,00m

2 lateral grids right and left stage in front of the proscenium frame  
Height: 5,30m  
Width : 4,00m  
2 side grids right and left stage behind the proscenium frame  
Height: 4,30m  
Width : 2,00m

**In the stage cage** 2 lateral grids Right and left stage in front of the proscenium frame  
3 motorised pipes with fixed speed : 0.1m/s diam 50 located behind the stage cage frame  
Ceiling height : 9,95m (E0 & E1) – 7,80m (E2)  
Width : 12,30m – 14,30m  
Maximum load 200Kg evenly distributed  
22 Hand Fly diam 50 distributed behind the frame in the continuity of the electric pipes until the upstage.  
Height : 10,40m  
Width : 13,00m – 13,70m  
Maximum load 250Kg uniformly distributed

**Technical galleries**

Upper catwalk at 8m 63 from the ground along the right and left stage walls  
Intermediate catwalks at 5m 78 from the ground along the right and left stage walls (access to the carts for the half-height pipes)  
Side pipes along the right and left stage walls for hanging light or sound at 2.5m from the ground  
Adjustable patience : mini : 10m - maxi : 13m  
8 under pipes with hooks for hanging 3,00m

**FOH :**

Catwalk  
Distance from the edge of the stage : 4,36m  
Height from the stage: 5,80m - 5,40m - 5,05m  
Height under catwalk to stage: 4,80m - 4,40m - 4,05m  
Height under catwalk in relation to seating area: 5.10m - 4.70m - 4.35m  
Width of the catwalk in the axis of the room: 17,40m

**Control room:**

Closed multi-purpose control room located at the top of the tier including light, sound and cinema.  
Sliding glass window of 4m X 1m  
Direct access to the control room from the hall  
Easy access to the catwalk from the hall or the control room  
Possibility of installing the sound and light control rooms at the back of the theater or in the middle of the seating, by agreement.

**FEATURES :**

**1 single level of grid**

I P N for possible hanging motors 10,55 meters from the ground

**SAFETY EQUIPMENT OF THE STAGE**

Smoke evacuation : Yes  
Smoke detectors : Yes  
First aid : No  
Sprinklers : No  
Fire extinguishers : Yes  
R.I.A. : Yes  
Iron curtain : No

## HOOKUP SHEET

N° of pipe	Distance edge of the stage	Distance proscenium arch	maximal Trim	Lenght of pipe	Safe working load	Notes
						Screen
V1	0,55m	In front of the proscenium arch	5,70m	12,00m	200Kg	Electrical pipe
V2	1,10m	In front of the proscenium arch	5,70m	12,00m	200Kg	Electrical pipe
V3	1,60m	In front of the proscenium arch	5,70m	12,00m	200Kg	Electrical pipe
V4	2,10m	In front of the proscenium arch	5,70m	12,00m	200Kg	Electrical pipe
V5	2,60m	In front of the proscenium arch	5,70m	12,00m	200Kg	Electrical pipe
V6	3,20m	In front of the proscenium arch	5,70m	12,00m	200Kg	Electrical pipe
V7	3,70m	In front of the proscenium arch	5,70m	12,00m	200Kg	Electrical pipe
V8	4,20m	In front of the proscenium arch	5,70m	12,00m	200Kg	Electrical pipe
Proscenium arch	4,66m	13,00m	6,00m			Electrical pipe
E0	5,30m	Behind of the proscenium arch	9,95m	12,30m-14,30m	200Kg	Electrical pipe
E1	5,65m	Behind of the proscenium arch	9,95m	12,30m-14,30m	200Kg	Electrical pipe
E2	6,15m	Behind of the proscenium arch	7,80m	12,30m-14,30m	200Kg	Electrical pipe
3	6,75m	In stage House	10,40m	13,00m-13,70m	250Kg	Hand fly
4	7,05m	In stage House	10,40m	13,00m-13,70m	250Kg	Hand fly
5	7,25m	In stage House	10,40m	13,00m-13,70m	250Kg	Hand fly
6	7,45m	In stage House	10,40m	13,00m-13,70m	250Kg	Hand fly
7	7,65m	In stage House	10,40m	13,00m-13,70m	250Kg	Hand fly
8	7,80m	In stage House	10,40m	13,00m-13,70m	250Kg	Hand fly
9	8,00m	In stage House	10,40m	13,00m-13,70m	250Kg	Hand fly
10	8,40m	In stage House	10,40m	13,00m-13,70m	250Kg	Hand fly
11	8,60m	In stage House	10,40m	13,00m-13,70m	250Kg	Hand fly

<b>12</b>	<b>8,75m</b>	In stage House	<b>10,40m</b>	13,00m- 13,70m	250Kg	Hand fly
<b>13</b>	<b>8,95m</b>	In stage House	<b>10,40m</b>	13,00m- 13,70m	250Kg	Hand fly
<b>14</b>	<b>9,10m</b>	In stage House	<b>10,40m</b>	13,00m- 13,70m	250Kg	Hand fly
<b>15</b>	<b>9,30m</b>	In stage House	<b>10,40m</b>	13,00m- 13,70m	250Kg	Hand fly
<b>16</b>	<b>9,50m</b>	In stage House	<b>10,40m</b>	13,00m- 13,70m	250Kg	Hand fly
<b>17</b>	<b>9,65m</b>	In stage House	<b>10,40m</b>	13,00m- 13,70m	250Kg	Hand fly
<b>18</b>	<b>9,85m</b>	In stage House	<b>10,40m</b>	13,00m- 13,70m	250Kg	Hand fly
<b>19</b>	<b>10,30m</b>	In stage House	<b>10,40m</b>	13,00m- 13,70m	250Kg	Hand fly
<b>20</b>	<b>10,50m</b>	In stage House	<b>10,40m</b>	13,00m- 13,70m	250Kg	Hand fly
<b>21</b>	<b>10,65m</b>	In stage House	<b>10,40m</b>	13,00m- 13,70m	250Kg	Hand fly
<b>22</b>	<b>10,85m</b>	In stage House	<b>10,40m</b>	13,00m- 13,70m	250Kg	Hand fly
<b>23</b>	<b>11,30m</b>	In stage House	<b>10,40m</b>	13,00m- 13,70m	250Kg	Hand fly
<b>24</b>	<b>11,55m</b>	In stage House	<b>10,40m</b>	13,00m- 13,70m	250Kg	Hand fly
<b>4 electrical side pipes (2 stage lift 2 stage right )</b>		In front of the proscernium arch	<b>5,19m</b>	4,40m	200Kg	
<b>10 fixed side pipes spaced of 1,00m (5 of the right stage - 5 of the left stage)</b>		In front of the proscernium arch	<b>5,50m 5,40m 5,20m 4,80m 4,60m</b>	2,00m		
<b>2 lateral grids right and left stage in front of the proscenium frame</b>			<b>5,30m</b>	4,00m		
<b>2 side grids right and left stage behind the proscenium frame</b>			<b>4,30m</b>	2,00m		

## BLACKS

### **Not Main Drape**

#### **Fonds :**

2 half black drop of 7m wide X 8m high on curtain track with manual opening in the centre (greek style).

#### **Borders :**

1 border of 13.00m wide x 0.80m tall

Cotton ; 620 gr/m<sup>2</sup> ; Width 1.40 m ; M1

Fabrication: flat, eyelets and knots straps at the head, hems on sides and bottom weighted

1 border of 13.00 m wide X 1.00 m tall

Cotton ; 620 gr/m<sup>2</sup> ; Width 1.40 m ; M1

Fabrication: flat, eyelets and knots straps at the head, hems on sides and bottom weighted

1 border of 13.00 m wide X 1.50 m tall

Cotton ; 620 gr/m<sup>2</sup> ; Width 1.40 m ; M1

Fabrication: flat, eyelets and knots straps at the head, hems on sides and bottom weighted

4 borders of 13,75m wide x 2m tall.

Cotton ; 620 gr/m<sup>2</sup> ; Width 1.40 m ; M1

Fabrication: flat, eyelets and knots straps at the head, hems on sides and bottom weighted

#### **Legs :**

4 legs of 2m60 wide X 6m90 tall

Fabrication : flat, eyelets and knots straps at the head, hems on sides and bottom weighted

2 legs of 3m wide x 5,80m tall

Fabrication: flat, eyelets and knots straps at the head, hems on sides and bottom weighted

8 legs of 3.00 m wide X 8.00 m tall

Fabrication: flat, eyelets and knots straps at the head, hems on sides and bottom weighted

4 legs of 2.00 m wide X 5.30 m tall

Fabrication : flat, eyelets and knots straps at the head, hems on sides and bottom weighted

2 legs of 1.00 m wide X 5.60 m tall

Fabrication : flat, eyelets and knots straps at the head, hems on sides and bottom weighted



**MISCELLANEOUS :**

**Stage elements**

9 strips of reversible black/white PVC dance floor 12.00m x 1.50m  
20 parrallels:  
With feet from 20cm to 1m  
10 orchestra stands  
20 black folding chairs  
4 plastic folding tables 60x120cm by 75cm high  
3 folding tables (heavy) of 80x160cm by 75cm height

Cyclorama NO  
Patience NO

**Means of adjustment**

1 GENIE AWP-30S aerial work platform, maximum floor height: 8.12m.  
1 Parisian ladder tri plan maximum height : 6,00m.  
2 stepladders of 1,50m

**Storage**

Near the wing left stage :  
Storage Workshop 20m2  
Near backstage, right stage:  
Storage 20m2

1 Manual pallet truck  
1 Handling truck 500kg of admissible load



## POWER SUPPLY

### **Power**

The theatre is supplied in three-phase 380 Volts + Neutral + Earth. The neutral regime is "said" T.T and I.T. (impedant neutral).

Type of current : AC Voltage: 230/380 V.

Power terminal block on 125A insulation transformer.

Type of sockets : Standardised (10 / 16 A, P 17 : 16 A 32 A).

The installation is annually checked by an approved body and constantly under control (insulation controller and fault detector).

### **Total available power :**

In the left stage :

P17 TETRA 125A output cabinet + Sound cabinet isolated by transformer on P17 TETRA 63A

In the right stage :

160A electrical cabinet equipped with terminals

External power supply

Single-phase 32A 230V power supply (16A and P17 plugs) for bus tower, motor home, etc...

## LIGHTING INSTRUMENTS

### **Lighting board (Electronical Patch)**

1 lighting board HATHOR ADB 240 channels and extension. IMAGO

2 transmitter-receiver DMX LINEARLIGHT LLD WDMX

**Dimmers (Electronical Patch)**

Power supply : 294 kW in three-phase  
168 digital dimmers of 3 kW LINEARTECH  
24 digital dimmers of 5 kW

**Spotlight :**

12 PC ADB 2kw (C201) / 12 barndoors  
62 PC ADB 1kw (C101)  
19 zoom profile JULIAT 614SX 1kw  
6 zoom profile JULIAT 613SX 1kw  
2 zoom profile JULIAT 714SX 2kw  
4 zoom profile JULIAT 713SX 2kw  
28 PAR Can 64 Octogonal  
10 PAR 64 Can Thomas  
19 cycliodes ADB 1kw (ACP1001)  
2 PC StageBeam Peeble  
8 booms, height 2m  
4 booms, height 2,50m (Réf : AL250ASD)  
2 wind-up stand, height 3,80m (Réf : Basic 3800Goliath)

(Material common to both theatres)

1 Follow spot 1200 Korrigan HMI JULIAT  
1 Doughty chase boom  
Accessories

1 Fog machine LOOK UNIQUE 2.1 230V Hazer.  
1 Fog machine Martin Jem ZR45  
1 Philipps Split 6 - 6 outputs 3/5 pins.  
1 splitter Celco Fusion 1.5.1 - 4 outputs  
3 Desk lamps 2 X 25w Tube Claire.

**Filters**

The TRR has a stock of filters, correctors and gelatins from LEE and Rosco, but no GAMCOLOR gelatins. Whenever possible, we encourage companies to bring their own set of gelatins.

## SOUND EQUIPMENT

**Power :**

Isolation transformer for the entire sound system (stage and control room)  
Cabinet on stage (terminal block for blooming or P17 63A or 2 x P17 32A)

**Fixed front diffusion**

1 front plane in front of the edge of the stage oriented towards the floor of the 1st rows consisting of :  
L-Acoustics SB118 mono subwoofers (1 right stage - 1 left stage)

- 4 L-Acoustics 12XT coaxial speakers (suspended - 2 in the left stage - 2 in the right stage)
- 2 L-Acoustics 8XT mono speakers (suspended in clusters)
- 1 bridge recall plane oriented towards the tier consisting of :
- 4 L-Acoustics 12XT coaxial loudspeakers (distributed over the width of the catwalk)

**Amplification**

- 4 L-Acoustics LA4 digital amplifiers
- 1 QSC amplifier + NEXO processor

**Return or mobile diffusion**

- 4 L-Acoustics X12 coaxial speakers
- 1 L-Acoustics LA4 X digital amp
- 2 NEXO PS10 speakers
- 2 NEXO LSUB500 subwoofers
- 1 NEXO amplifier with integrated processor for PS10 & SUB
- 1 QSC amp + NEXO PS10 processor
- 2 NEXO PS8 speakers
- 2 LAB GRUPEN amplifiers + 2 NEXO PS8 processors
- 1 PEAVEY amplifier
- 1 YAMAHA amplifier
- 2 JBL monitor speakers
- 2 YAMAHA SX20 speakers (can be integrated into a set)

**Digital Console :**

- YAMAHA LS9-32
- 32 inputs - 16 outputs
- MY8-ADDA96 8 channel external insert card
- MY16-AUD Dante AUDINATE network card

- YAMAHA CL3
- 8 inputs - 8 local outputs
- MY16AT ADAT card

**Audio-visual links**

- 1 YAMAHA RIO3224-D2 digital rack on the stage
- 1 YAMAHA RO8D 8 Out digital rack for amplification channels
- 2 double digital receivers SHURE ULXD4D (patch in Dante)
- 32 analog microphone lines on 4 stage boxes
- 24 HP Speakon lines
- 36 RJ45 lines
- 8 fiber optic lines
- 19 BNC video lines
- Control room patchbay to stage and control room

**Sources:** (check the availability of microphones, as they are shared between our 2 theatres)

Microphones :

4 SHURE SM58  
3 SHURE SM57  
1 SHURE Beta 91A  
1 BEYERDYNAMIC M88  
1 EV RE20  
1 SENNHEISER E904  
1 SENNHEISER E906  
1 AUDIX D6  
2 static NEUMANN KM 184 (mt Stereo Set)  
3 static AKG C535 EB  
2 static SHURE KSM141SL (omni-cardio)  
2 AKG SE300B Static + CK91 (cardio) + CK92 (omni) capsules  
1 LEM Electret + Omni, Cardio and Hyper Cardio capsules  
1 AUDIOTECHNICA Pro45 cardioid  
4 SHURE ULXD2/B58 handheld HF microphones  
1 DPA 4060-OC-C-F00 + adapters for Shure & Sennheiser systems  
3 SHURE ULXD1 "BODYPACK" transmitters (TQG connector)  
2 double digital receivers SHURE ULXD4D (4 possible HF links)  
4 telescopic table legs 20-40cm  
2 small K&M boom stands  
15 standard K&M & Bose boom stands  
1 K&M round base stand  
4 MANFROTTO clamps

1 microphone coupling strip  
4 telescopic aluminium stands for K&M speakers  
4 active Di-box SCV direct boxes  
1 phantom power supply 48V 2in - 2 out

Turntables :

2 DENON CDMP-501 mp3 CD Player with auto-cue functions  
+ IR remote controls  
1 JVC cassette deck (without headphone jack)  
1 KENWOOD Compact Disc player  
2 TASCAM 301MKII Mini Disc players with "auto ready" function  
+ IR remote controls + PC keyboard (remote control or titling)

Sound processing :

Equalization rack including :  
3 graphic equalizer 31 bands BSS  
3 YAMAHA YDG2030 2in/2out digital equalizer/delay

Effects rack including :

1 stereo effect YAMAHA SPX 990  
1 DBX 166 2 channel limiter/compressor/noise gate  
1 SCV 15-band stereo graphic equalizer

Small mobile sound system :

Dynacord system

450W PowerMate 600 amplified console

- 8 inputs

- 2 masters

- 1 mono output

- 1 auxiliary output

- 2 x 70 integrated effects

Speakers : 2 medium-high speakers + 2 bass speakers

Intercom: 8 fixed stations possible

1 CLEARCOM 2-channel central

3 beltpack CLEARCOM

2 beltpack METRO AUDIO

1 ALTAIR HF WBS202 central unit

2 ALTAIR HF WBP212 (2ch) beltpack transceivers

2 ALTAIR HF WBP210 (1ch) beltpack transceivers

7 ASL ultra light 1 ear headphones

Dressing room speakers:

Announcement and broadcasting system "stage speakers" (taken over by 2 LEM electret) in the dressing rooms, bathrooms and green room

Control desks in the control room and on stage

Public Address :

Announcement system in the lobby and public areas (outside the hall)

## VIDÉO

1 HF Video BARCO Clickshare set

1 BlackMagic SDI-HDMI & HDMI-SDI micro converter kit

1 HDbaseT 4k HDMI & VGA extender kit

1 HDMI extender kit Fiber optic single mode LC ultra HD

2 wired video transceivers in RJ45 (HDMI + VGA inputs / HDMI output)

HDMI output) EXTRON DTP HDMI 4K 230RX

1 HDMI -> VGA adapter

1 splitter HDMI 1 in - 2 out

1 x 30m BNC-BNC coaxial cable + RCA adapters

1 bundle 20m duplex fiber optic cable LC connectors

10m DB-sub data cable

10m HDMI cable

1 TOKAI 17' TV monitor

1 DVD player MARANTZ

**Equipment shared between the two rooms:**

1 EPSON EB-L 1505UH WUXGA 12000 lumens projector  
1 EPSON standard lens 1,57 - 2,56  
1 EPSON optic 0,86-1,211  
Fly + cradle and central hook  
1 PANASONIC PT EX 601 6000 lumens projector  
1 short wide angle FIXED ELW21 lens - 13,05mm - 0,8 ;1  
1 standard lens ELW20 - 20,4mm-27,6mm - 1,3-1,7 :1  
1 long zoom lens ELT20 - 45,6mm-73,8mm - 2,8-4,6 :1  
1 ultra-long zoom lens ELT21 - 73.9mm-117.1mm - 4.6-7.2:1  
1 SANYO PLC-XT35L 5000 lumens projector  
1 short zoom lens S11 - 33mm-43mm - ratio 1.7-2.1:1  
1 medium zoom lens T10 - 44mm-70mm - ratio 2,12-3,46 :1  
1 long zoom lens T11 - 69mm-109mm - ratio 3,4-5,4 :1  
2 DMX shutter or standalone

**CINÉMA**

**In the cabin :**

BARCO digital projector  
Dolby Digital amplification rack  
1 PIONEER DVD-BlueRay player  
1 double HF diversity set + 2 handheld microphones  
JBL amplifiers for Left - Center - Right diffusion and bass reinforcement  
PHILIPS amplifiers for ambience diffusion  
Audio system for the hearing impaired (headphones & loops)

**On the stage :**

3 mobile 3-way speakers (including high frequency compression) equipped with DYNAREX  
2 KCS mobile speakers for bass reinforcement

**Cinema announcement :**

2 HF hand SENNHEISER series 100 evolution Wireless G2

## DRESSING ROOMS

On the 1st floor

5 dressing rooms for 2 people

1 dressing room for 4 people

Lockable

equipped with hot and cold water sinks

Lighted mirrors

cupboards

1 green room of 8m X 4m (large dressing room, or costume workshop, or catering, or rehearsal)

ironing equipment, washing machine, dryer

refrigerator

Sanitary block :

4 shower cabins

On the stage level

Collective dressing room for 4-6 people (PMR standards)

Lighted mirrors

WC-shower

Stage speakers in all dressing rooms

Internet is available in the whole Theatre through Wifi. The logins and passwords are given to you upon your arrival.

Upon arrival of the artists, our dressing rooms are equipped with towels and soap as well as catering that meets - as far as possible - the requests made on the technical sheet.

Ecogestures

In order to reduce plastic waste as much as possible, the TRR no longer provides individual water bottles.

Please make arrangements to bring your own container. Water fountains will be available in both rooms of the TRR.



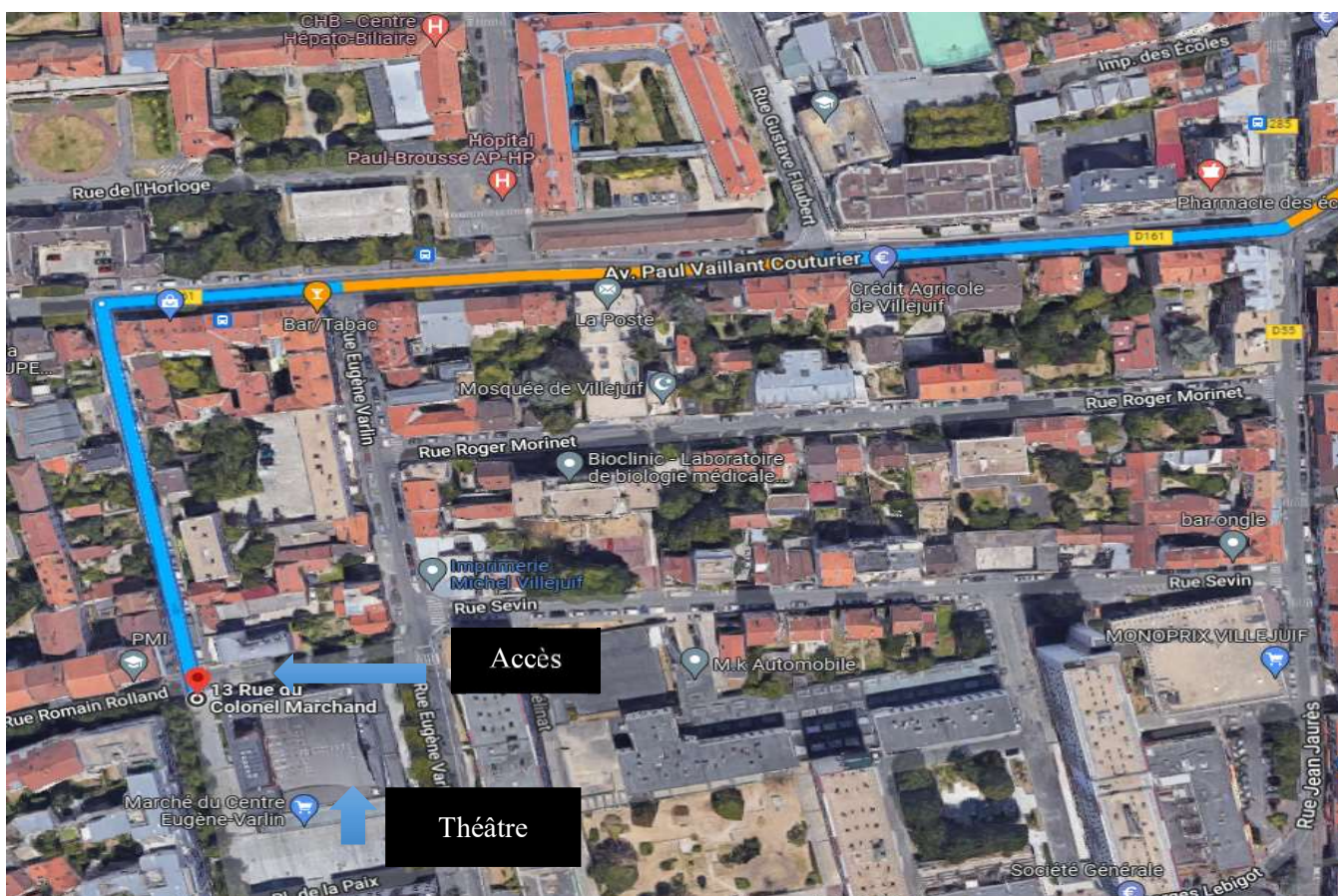
**SET ACCESS**

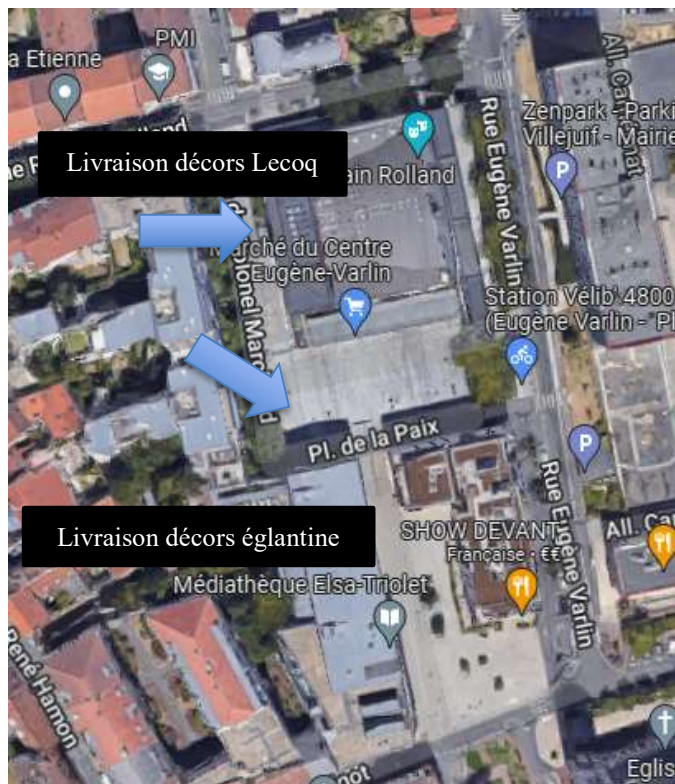
**PLEASE ADVISE DRIVERS OF  
THE UNLOADING ADDRESS  
13, rue du Colonel Marchand**

*(GPS coordinates: **Latitude** : 48.79361 | **Longitude** : 2.362437 ).*

For the delivery of the sets, do not turn left into Eugène Varlin street, but continue and turn left into Colonel Marchand street.

At the intersection with rue Romain Rolland, continue straight ahead until the barriers. Please contact one of the technical team members (see contacts) for the access.





**SET ACCESS :**

Hydraulic scenery lift: 2.90mx2.40m - max load 4 Tons

Stage access dimensions: 2.60 mx2.60 m



## COMPAGNY HOSTINGS

### HOTELS

#### HOTEL MY SUITE

36-40 Avenue de Paris  
94800 Villejuif

Tél : 01 42 11 08 09

#### CAMPANILE HÔTEL GRILL

20,rue du Docteur Pinel  
94800 Villejuif

Tél : 01 46 78 10 11

#### HÔTEL TIMING/RELAIS MERCURE

116, rue Edouard Vaillant  
94800 Villejuif

Tél : 01 47 26 06 06

#### HÔTEL IBIS

72, avenue de Stalingrad  
94550 Chevilly la rue

Tél : 01 45 12 90 28

## AFTER SHOW RESTAURANTS

The theatre's bar and restaurant areas:

The TRR directly takes care of the dinners for the team hosted on the evening of the performance. Our caterer Ana Justino will prepare menus with fresh seasonal products from the market.

In addition, from 7pm in the TRR hall, the Georgette Café Boutique or Refugee Food team welcomes you with its gourmet menu: hot dishes, cold plates, desserts, craft beers, organic wines and various drinks. Credit cards are accepted.

Our bar and restaurant areas remain open one hour after the end of the show.

#### **GEORGETTE Café Boutique**

34 rue Georges Lebigot, Villejuif  
09 54 80 71 73

On the spot or to take away

From Monday to Saturday from 12 am to 7:30 pm

Lunch formula at 11,50€.

Click & Collect 🍷 Suitable for vegetarians

#### **SHOW DEVANT • Bistro créatif**

38 rue Georges Lebigot, Villejuif –  
01 49 60 61 70

Lunch menu : Starter + Main course or Main course + Dessert at 14€ or Starter + Main course + Dessert at 16€.

A la carte budget between 13 and 22€ for a dish

Lunch from 12pm to 2:30pm and dinner from 7pm to 10:30pm except on Sundays (reservation required)

**AMBIANCE ASIE** • Restaurant vietnamien  
30 Rue Georges Lebigot, Villejuif  
09 87 05 40 14  
On the spot or to take away  
closed on Sunday  
Formulas from 12€ on

**AU BUREAU** • Brasserie/ Cuisine bistro  
42 Bd Maxime Gorki, Villejuif  
07 66 79 66 79  
On the spot or to go  
Salads, Burgers - Between 15 and 25 euros  
✿ Some vegetarian dishes  
Service during the week until 10:30 pm/ Weekends until 11:30 pm. 7J/7

In addition, downtown Villejuif has other restaurants: Japanese (Ikiiki Sushi), Indian (Taj Mahal Villejuif, Indian Man Mahal), Chinese (Chez Lu Cheng) etc.  
You will find several bakeries nearby (Boulangerie Caquelin, La brioche feuilletée, La Normande...)

### USEFUL PHONE NUMBERS

#### EMERGENCIES

Emergencies  
Dial 15  
le 18 (landline) ou le 112 (mobile)

SOS Doctors 01 47 07 77 77

Kremlin-Bicêtre Hospital  
78 rue du Général Leclerc  
Le Kremlin-Bicêtre. 01 45 21 21 21

Pharmacies  
City Hall Pharmacy  
20 Rue Georges Lebigot, Villejuif.  
Open Monday to Saturday from 9am to 7:30pm.  
For night-time emergencies, contact the police station: 01 45 15 69 00


PRACTICAL LIFE

Pressing  
Point Laverie  
10 Rue Eugène Varlin, Villejuif

LA Poste • with cash machine  
21 Av. Paul Vaillant Couturier, Villejuif

Food and drink  
Monoprix  
34 Rue Jean Jaurès, Villejuif  
Picard  
17-19 Bd Paul Vaillant Couturier, Villejuif  
Franprix  
7-11 Bd Paul Vaillant Couturier, Villejuif

Taxis G7  
Reservations au 360



You will soon come and work at the Romain Rolland Theatre.

We have set up actions in favour of sustainable development. In order for your stay to be as pleasant as possible, we feel it is important to inform you of these measures.

- In order to limit the excessive consumption of bottled water, no bottles will be given during the rehearsals.

A single bottle will be given to each person and a marker will be available to write the names of the team members on it so that everyone can keep this bottle throughout the stay.

If you have any sensitive waste such as batteries or light bulbs, please do not hesitate to ask the technicians. - To avoid wasting energy, we also ask you to advise the technical and artistic teams to turn off the lights when leaving the dressing rooms, corridors, toilets...

Thank you in advance for your participation and your commitment.